



PRESO LAT

Insulated Terminals
Cosses isolées
Isolierte Kabelschuhe

DISEGNO DRAWING DESSIN ZEICHNUNG	SEZIONE CAVO CABLE SECTION SECTION DU CABLE KABEL QUERSCHNITT mm ²	Øi mm	Øe mm	L mm	L1 mm	SPESSORE THICKNESS ÉPAISSEUR DICKE mm	MATERIALE MATERIAL MATÉRIEL WERKSTOFF	REF.	PCS
	0.25÷1	3.2	5.5	18	10.5	0.75	Cu-Sn PA 66	18.53050 18.53059	100 4000
	0.25÷1	3.7	5.5	18	10.5	0.75	Cu-Sn PA 66	18.53060 18.53069	100 4000
	0.25÷1	4.3	6.6	20.1	10.5	0.75	Cu-Sn PA 66	18.53070 18.53079	100 4000
	0.25÷1	5.3	8	21.5	10.5	0.75	Cu-Sn PA 66	18.53150 18.53159	100 4000
	0.25÷1	6.4	11.6	27.4	10.5	0.75	Cu-Sn PA 66	18.53200 18.53209	100 4000
	0.25÷1	8.4	11.6	27.4	10.5	0.75	Cu-Sn PA 66	18.53250 18.53259	100 4000
	1÷2.5	3.2	6.6	18.6	11	0.8	Cu-Sn PA 66	18.57050 18.57059	100 4000
	1÷2.5	3.7	6.6	18.6	11	0.8	Cu-Sn PA 66	18.57060 18.57069	100 4000
	1÷2.5	4.3	8.5	23	11	0.8	Cu-Sn PA 66	18.57100 18.57109	100 4000
	1÷2.5	5.3	8.5	23	11	0.8	Cu-Sn PA 66	18.57150 18.57159	100 4000
	1÷2.5	6.4	12	28	11	0.8	Cu-Sn PA 66	18.57200 18.57209	100 4000
	1÷2.5	8.4	12	28	11	0.8	Cu-Sn PA 66	18.57250 18.57259	100 4000
	2.5÷6	4.3	7.2	23.5	14	1	Cu-Sn PA 66	18.63100 18.63109	50 3000
	2.5÷6	5.3	9.5	27	14	1	Cu-Sn PA 66	18.63150 18.63159	50 3000
	2.5÷6	6.4	12	30.5	14	1	Cu-Sn PA 66	18.63200 18.63209	50 2000
	2.5÷6	8.4	15	35.2	14	1	Cu-Sn PA 66	18.63250 18.63259	50 2000
	2.5÷6	10.4	15	35.2	14	1	Cu-Sn PA 66	18.63300 18.63309	50 500

DISEGNO DRAWING DESSIN ZEICHNUNG	SEZIONE CAVO CABLE SECTION SECTION DU CÂBLE KABEL QUERSCHNITT mm ²	Øi mm	Øe mm	L mm	L1 mm	SPESSORE THICKNESS ÉPAISSEUR DICKE mm	MATERIALE MATERIAL MATÉRIEL WERKSTOFF	REF.	PCS
	0.25÷1	3.7	6.4	21.5	10.5	0.75	Cu-Sn PA 66	18.65060 18.65069	100 4000
	0.25÷1	4.3	6.4	21.5	10.5	0.75	Cu-Sn PA 66	18.65100 18.65109	100 4000
	0.25÷1	5.3	9.5	22.2	10.5	0.75	Cu-Sn PA 66	18.65200 18.65209	100 4000
	1÷2.5	3.2	5.8	22.2	11	0.8	Cu-Sn PA 66	18.66000 18.66009	100 4000
	1÷2.5	3.7	5.8	22.2	11	0.8	Cu-Sn PA 66	18.66050 18.66059	100 4000
	1÷2.5	4.3	6.4	22.7	11	0.8	Cu-Sn PA 66	18.66100 18.66109	100 4000
	1÷2.5	5.3	9.5	22.7	11	0.8	Cu-Sn PA 66	18.66200 18.66209	100 4000
	1÷2.5	6.4	12	28.4	11	0.8	Cu-Sn PA 66	18.66300 18.66309	100 4000
	2.5÷6	4.3	8.3	27	14	1	Cu-Sn PA 66	18.67000 18.67009	50 3000
	2.5÷6	5.3	9.5	26.7	14	1	Cu-Sn PA 66	18.67100 18.67109	50 3000
	2.5÷6	6.4	12	32.7	14	1	Cu-Sn PA 66	18.67200 18.67209	50 2000

DISEGNO DRAWING DESSIN ZEICHNUNG	SEZIONE CAVO CABLE SECTION SECTION DU CÂBLE KABEL QUERSCHNITT mm ²	L mm	S mm	SPESSORE THICKNESS ÉPAISSEUR DICKE mm	MATERIALE MATERIAL MATÉRIEL WERKSTOFF	REF.	PCS
	0.25÷1	2.8	0.5	0.3	CuZn-Sn PVC	18.50200 18.50209	100 1000
	0.25÷1	2.8	0.8	0.3	CuZn-Sn PVC	18.50400 18.50409	100 1000
	1÷2.5	2.8	0.5	0.3	CuZn-Sn PVC	18.54200 18.54209	100 1000
	1÷2.5	2.8	0.8	0.3	CuZn-Sn PVC	18.54400 18.54409	100 1000
	0.25÷1	4.7	0.5	0.4	CuZn-Sn PVC	18.50500 18.50509	100 1000
	0.25÷1	4.7	0.8	0.4	CuZn-Sn PVC	18.50300 18.50309	100 1000
	1÷2.5	4.7	0.5	0.4	CuZn-Sn PVC	18.54500 18.54509	100 1000
	1÷2.5	4.7	0.8	0.4	CuZn-Sn PVC	18.54300 18.54309	100 1000
	0.25÷1	4.7	0.5	0.4	CuZn-Sn PVC	18.51400 18.51409	100 1000
	1÷2.5	4.7	0.5	0.4	CuZn-Sn PVC	18.55400 18.55409	100 1000
	0.25÷1	6.3	0.8	0.4	CuZn-Sn PVC	18.51000 18.51009	100 1000
	1÷2.5	6.3	0.8	0.4	CuZn-Sn PVC	18.55000 18.55009	100 1000

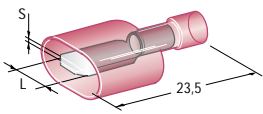
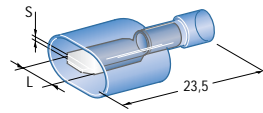
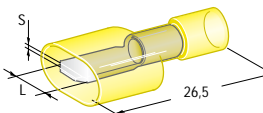
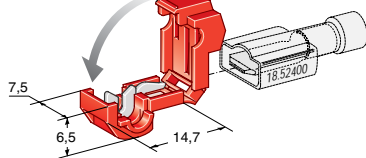
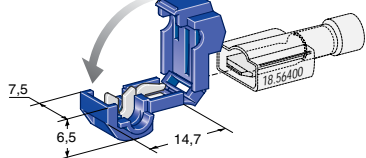
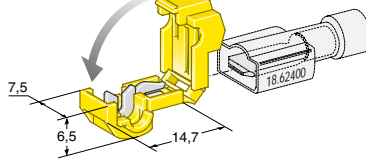
DISEGNO DRAWING DESSIN ZEICHNUNG	SEZIONE CAVO CABLE SECTION SECTION DU CÂBLE KABEL QUERSCHNITT mm ²	L mm	S mm	SPESSORE THICKNESS ÉPAISSEUR DICKE mm	MATERIALE MATERIAL MATÉRIEL WERKSTOFF	REF.	PCS
	2.5÷6	6.3	0.8	0.4	CuZn-Sn PVC	18.61000 18.61009	50 500
	2.5÷6	9.5	1.1	0.4	CuZn-Sn PVC	18.63000 18.63009	50 500
	0.25÷1	6.3	0.8	0.4	CuZn-Sn PVC	18.51500 18.51509	100 1000
	1÷2.5	6.3	0.8	0.4	CuZn-Sn PVC	18.55500 18.55509	100 1000
	2.5÷6	6.3	0.8	0.4	CuZn-Sn PVC	18.60500 18.60509	50 500
	0.25÷1	2.8	-	0.8	CuZn-Sn PVC	18.50450 18.50459	100 1000
	0.25÷1	4.7	-	0.5	CuZn-Sn PVC	18.50550 18.50559	100 1000
	0.25÷1	4.7	-	0.8	CuZn-Sn PVC	18.50350 18.50359	100 1000
	1÷2.5	4.7	-	0.5	CuZn-Sn PVC	18.54550 18.54559	100 1000
	1÷2.5	4.7	-	0.8	CuZn-Sn PVC	18.54350 18.54359	100 1000

Push on

DISEGNO DRAWING DESSIN ZEICHNUNG	SEZIONE CAVO CABLE SECTION SECTION DU CÂBLE KABEL QUERSCHNITT mm ²	L mm	S mm	SPESSORE THICKNESS ÉPAISSEUR DICKE mm	MATERIALE MATERIAL MATÉRIEL WERKSTOFF	REF.	PCS
	0.25÷1	6.3	-	0.8	CuZn-Sn PVC	18.52000 18.52009	100 1000
	1÷2.5	6.3	-	0.8	CuZn-Sn PVC	18.56000 18.56009	100 1000
	2.5÷6	6.3	-	0.8	CuZn-Sn PVC	18.62000 18.62009	100 500
	0.25÷1	6.3	0.8	0.4	CuZn-Sn PVC	18.52500 18.52509	50 1000
	1÷2.5	6.3	0.8	0.4	CuZn-Sn PVC	18.62500 18.62509	50 1000
	0.25÷1	-	-	-	CuZn-Sn PP	44.10090 45.10090	100 10000
	1÷2.5	-	-	-	CuZn-Sn PP	44.10091 45.10091	100 10000
	2.5÷6	-	-	-	CuZn-Sn PP	44.10092 45.10092	50 5000

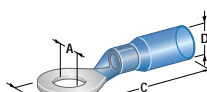
Piggy back

Self-stripping

DISEGNO DRAWING DESSIN ZEICHNUNG	SEZIONE CAVO CABLE SECTION SECTION DU CÂBLE KABEL QUERSCHNITT mm ²	L mm	L1 mm	SPESSORE THICKNESS ÉPAISSEUR DICKE mm	MATERIALE MATERIAL MATÉRIEL WERKSTOFF	REF.	PCS
	0.25÷1	6.3	-	0.8	CuZn-Sn PVC	18.52400 18.52409	50 1000
	1÷2.5	6.3	-	0.8	CuZn-Sn PVC	18.56400 18.56409	50 1000
	2.5÷6	6.3	-	0.8	CuZn-Sn PVC	18.62400 18.62409	25 1000
	0.25÷1	-	-	-	CuZn-Sn PA 66 Vo94	44.10096 45.10096	50 1000
	1÷2.5	-	-	-	CuZn-Sn PA 66 Vo94	44.10097 45.10097	100 1000
	2.5÷6	-	-	-	CuZn-Sn PA 66 Vo94	44.10098 45.10098	100 1000

DISEGNO DRAWING DESSIN ZEICHNUNG	SEZIONE CAVO CABLE SECTION SECTION DU CABLE KABEL QUERSCHNITT mm ²	Øi mm	Øe mm	SPESSORE THICKNESS EPAISSEUR DICKE mm	MATERIALE MATERIAL MATERIEL WERKSTOFF	REF.	PCS
	0.25÷1	-	4	0.4	CuZn-Sn PVC	18.64000 18.64009	100 1000
	1÷2.5	-	4	0.4	CuZn-Sn PVC	18.64300 18.64309	100 1000
	1÷2.5	-	5	0.4	CuZn-Sn PVC	18.64500 18.64509	100 1000
	2.5÷6	-	5	0.4	CuZn-Sn PVC	18.64700 18.64709	100 500
	0.25÷1	3.86	6.3	0.4	CuZn-Sn PVC	18.64100 18.64109	100 1000
	1÷2.5	3.86	6.3	0.4	CuZn-Sn PVC	18.64400 18.64409	100 1000
	1÷2.5	4.85	7	0.4	CuZn-Sn PVC	18.64600 18.64609	50 1000
	2.5÷6	4.85	7	0.4	CuZn-Sn PVC	18.64800 18.64809	50 500

DISEGNO DRAWING DESSIN ZEICHNUNG	SEZIONE CAVO CABLE SECTION SECTION DU CÂBLE KABEL QUERSCHNITT mm ²	Øi mm	Øe mm	SPESSORE THICKNESS ÉPAISSEUR DICKE mm	MATERIALE MATERIAL MATÉRIEL WERKSTOFF	REF.	PCS
	0.25÷1	-	1.9	0.75	CuZn-Sn PA 66	18.69000 18.69009	100 3000
	1÷2.5	-	1.9	0.8	CuZn-Sn PA 66	18.69100 18.69109	100 3000
	2.5÷6	-	2.7	1	CuZn-Sn PA 66	18.69200 18.69209	100 2000
	0.25÷1	1.7	4	0.4	CuZn-Sn PVC	18.68000 18.68009	100 1000
	1÷2.5	2.3	4.6	0.4	CuZn-Sn PVC	18.68100 18.68109	100 1000
	2.5÷6	3.4	6.4	0.4	CuZn-Sn PVC	18.68200 18.68209	50 500

DISEGNO DRAWING DESSIN ZEICHNUNG	SEZIONE CAVO CABLE SECTION SECTION DU CABLE KABEL QUERSCHNITT mm ²	A mm	B mm	C mm	D mm	SPESSORE THICKNESS ÉPAISSEUR DICKE mm	MATERIALE MATERIAL MATÉRIEL WERKSTOFF	REF.	PCS
	0.75÷1.25	6.35	0.8	27	4.2	0.4	CuZn-Sn PE	18.80300	100
	1.25÷2.5	6.35	0.8	28	4.9	0.4	CuZn-Sn PE	18.80310	100
	0.75÷1.25	6.35	0.8	27	4.2	-	CuZn-Sn PE	18.80280	100
	1.25÷2.5	6.35	0.8	28	4.9	-	CuZn-Sn PE	18.80290	100
	0.75÷1.25	5.3	8	27	4.2	0.8	Cu-Sn PE	18.80020	100
	0.75÷1.25	6.4	12	31	4.2	0.8	Cu-Sn PE	18.80030	100
	0.75÷1.25	8.4	12	31	4.2	0.8	Cu-Sn PE	18.80040	100
	1.25÷2.5	4.3	8.5	28	4.9	0.8	Cu-Sn PE	18.80060	100
	1.25÷2.5	5.3	9.5	29	4.9	0.8	Cu-Sn PE	18.80070	100
	1.25÷2.5	6.4	12	33	4.9	0.8	Cu-Sn PE	18.80080	100
	1.25÷2.5	8.4	12	34	4.9	0.8	Cu-Sn PE	18.80090	100
	1.25÷2.5	10.5	15	37	4.9	0.8	Cu-Sn PE	18.80100	100

DISEGNO DRAWING DESSIN ZEICHNUNG	SEZIONE CAVO CABLE SECTION SECTION DU CÂBLE KABEL QUERSCHNITT mm ²	A mm	B mm	C mm	D mm	SPESSORE THICKNESS ÉPAISSEUR DICKE mm	MATERIALE MATERIAL MATERIEL WERKSTOFF	REF.	PCS
	2.5÷6	5.3	9.5	34	6.4	1	Cu-Sn PE	18.80120	50
	2.5÷6	6.4	12	37	6.4	1	Cu-Sn PE	18.80130	50
	2.5÷6	8.4	15	43	6.4	1	Cu-Sn PE	18.80140	50
	2.5÷6	10.5	15	43	6.4	1	Cu-Sn PE	18.80150	50
	0.75÷1.25	4.3	7	27	4.2	0.8	Cu-Sn PE	18.80160	100
	1.25÷2.5	4.3	6.4	28	4.9	0.8	Cu-Sn PE	18.80180	100
	1.25÷2.5	5.3	8	28	4.9	0.8	Cu-Sn PE	18.80190	100
	2.5÷6	4.3	9	32	6.4	1	Cu-Sn PE	18.80200	100
	2.5÷6	5.3	9	32	6.4	1	Cu-Sn PE	18.80210	100
	0.75÷1.25	15	37	4.2	-	0.8	Cu-Sn PE	18.80230	100
	1.25÷2.5	15	37	4.9	-	0.8	Cu-Sn PE	18.80240	100
	2.5÷6	15	41	6.4	-	0.8	Cu-Sn PE	18.80250	50

DISEGNO DRAWING DESSIN ZEICHNUNG	DESCRIZIONE KIT KIT DESCRIPTION KIT DESCRIPTION KIT BESCHREIBUNG			REF.	MASTER PCS
		ø 4.3 ø 5.4 ø 6.4	50 PCS 50 PCS 40 PCS	18.60000	1
	ø 4.3 ø 5.4 ø 6.4 ø 8.4	50 PCS 50 PCS 40 PCS 40 PCS			
	ø 6.4 ø 8.4	20 PCS 20 PCS			
	MALE 6.3 mm	40 PCS			
	MALE 6.3 mm	40 PCS			
	FEMALE 6.3 mm	40 PCS			
	FEMALE 6.3 mm	70 PCS			
	FEMALE 6.3 mm	70 PCS			
		ø 4.3 ø 5.3	40 PCS 40 PCS	16.06855	1
	ø 4.3 ø 5.3 ø 6.4	40 PCS 40 PCS 40 PCS			
	ø 8.4	25 PCS			
	FEMALE 6.3 mm	40 PCS			
	FEMALE 6.3 mm	40 PCS			